

Harborline™ Brick

Harborline™ Brick
50/50 Cumberland and
Garden Blend

 **Genest** 1-800-649-4773
www.GenestConcrete.com

Harborline™ Brick Packaging

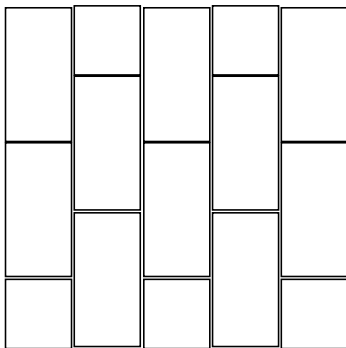
- 108 sq. ft. per pallet
- 12 sq. ft. per layer
- 9 layers per pallet
- 2,960 lbs per pallet
- Size: 4" x 8" x 2" 3/8

Actual Size: 3.867" x 7.86" x 2.375"
100 mm x 200 mm x 60 mm




Harborline™ Brick
50/50 Cumberland and Garden Blend

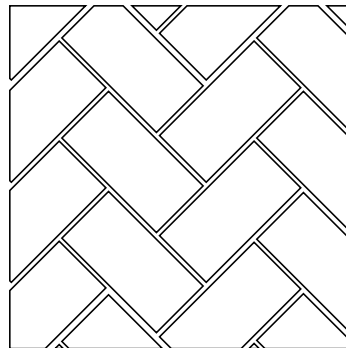
Laying Pattern Examples




Running Bond



Basket Weave



45° Herringbone



90° Herringbone

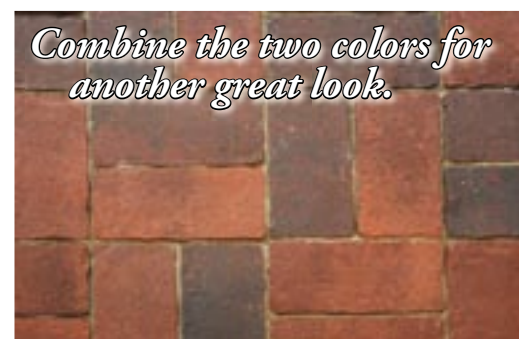
Available Colors



Cumberland Blend



Garden Blend



Combine the two colors for another great look.

50/50 Blend
of Cumberland & Garden Blend

General specifications meet or exceed ASTM C-936
Compressive strength: 8,000 PSI minimum
Maximum water absorption: 5%
Equals or exceeds freeze-thaw resistance



1-800-649-4773
www.GenestConcrete.com