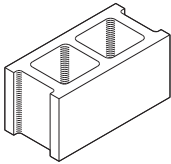
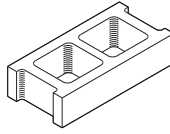
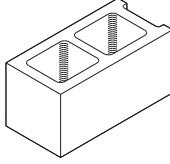
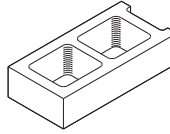
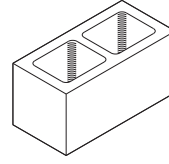
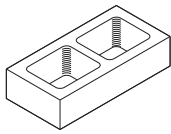
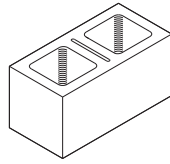
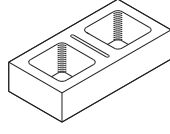
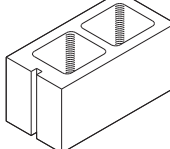
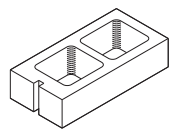
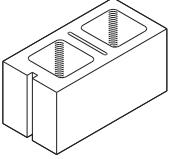
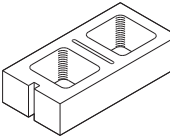
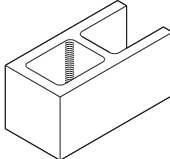
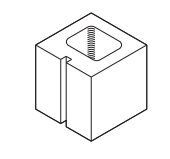
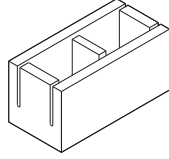
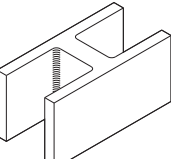
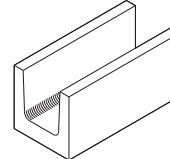
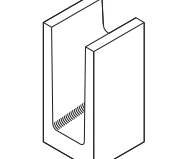
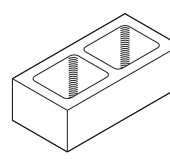
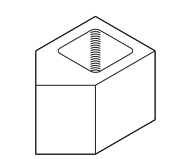
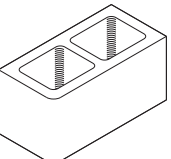
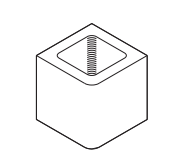
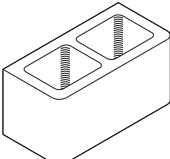
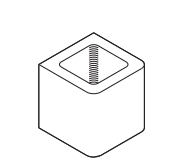
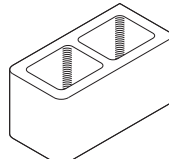
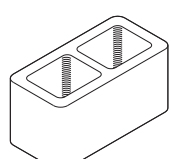
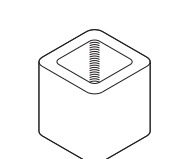


# 8" Block

 Stretcher 7 5/8" x 7 5/8" x 15 5/8"	 Half High 7 5/8" x 3 5/8" x 15 5/8"	 Corner Unit 7 5/8" x 7 5/8" x 15 5/8"	 Corner Half High 7 5/8" x 3 5/8" x 15 5/8"	 Pier Block 7 5/8" x 7 5/8" x 15 5/8"
 Half High Pier 7 5/8" x 3 5/8" x 15 5/8"	 Pier with Combo 7 5/8" x 7 5/8" x 15 5/8"	 Half High Pier with Combo 7 5/8" x 3 5 5/8" x 15 5/8"	 Corner Sash Block 7 5/8" x 7 5/8" x 15 5/8"	 Half High Corner Sash Block 7 5/8" x 3 5/8" x 15 5/8"
 Corner Sash 7 5/8" x 7 5/8" x 15 5/8"	 Half High Corner Sash Block with Combo 7 5/8" x 3 5/8" x 15 5/8"	 A-Block 7 5/8" x 7 5/8" x 15 5/8"	 Half Unit with Sash 7 5/8" x 7 5/8" x 7 5/8"	 Bond Beam K.O. 7 5/8" x 7 5/8" x 15 5/8"
 H-Block 7 5/8" x 7 5/8" x 15 5/8"	 Lintel 7 5/8" x 15 5/8" x 7 5/8"	 Beam Lintel 7 5/8" x 15 5/8" x 7 5/8"	 Starter 7 5/8" x 4 5/8" x 15 5/8"	 45 Degree Outside Corner 7 5/8" x 7 5/8" x 7 5/8"
 Single Bullnose 7 5/8" x 7 5/8" x 15 5/8"	 Single Bullnose Half 7 5/8" x 7 5/8" x 7 5/8"	 Double Bullnose Face 7 5/8" x 7 5/8" x 15 5/8"	 Double Bullnose Half 7 5/8" x 7 5/8" x 7 5/8"	 Double Bullnose End 7 5/8" x 7 5/8" x 15 5/8"
 Double Bullnose Pier 7 5/8" x 7 5/8" x 15 5/8"	 Double Bullnose Pier Half 7 5/8" x 7 5/8" x 7 5/8"			



*A Tradition of Innovation & Quality*