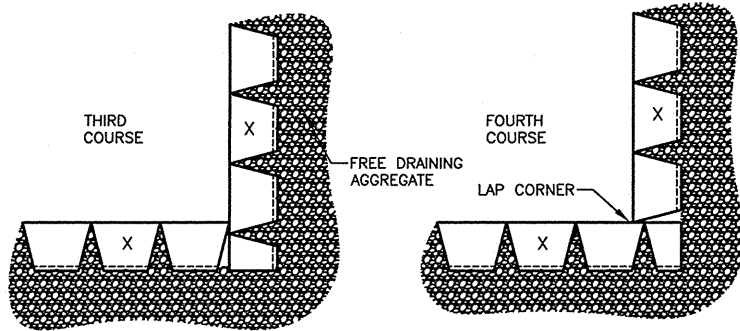
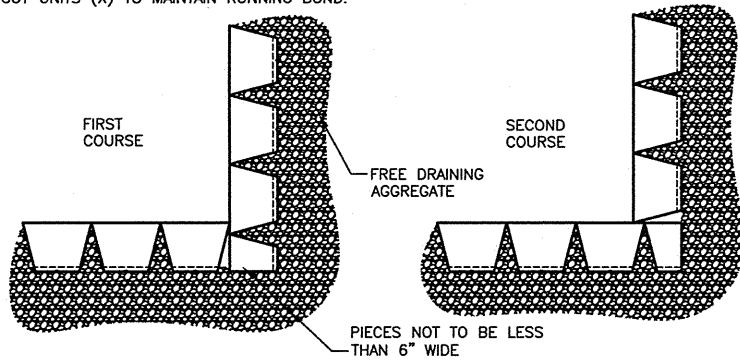
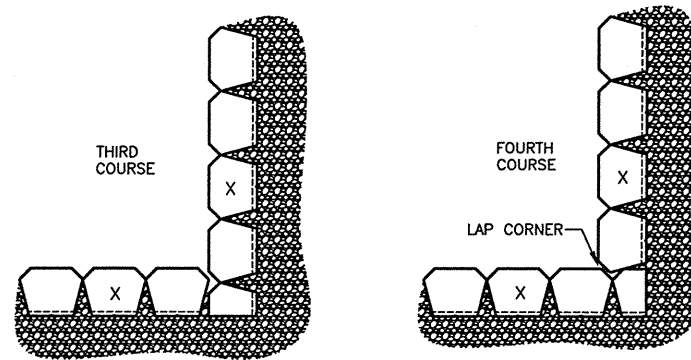
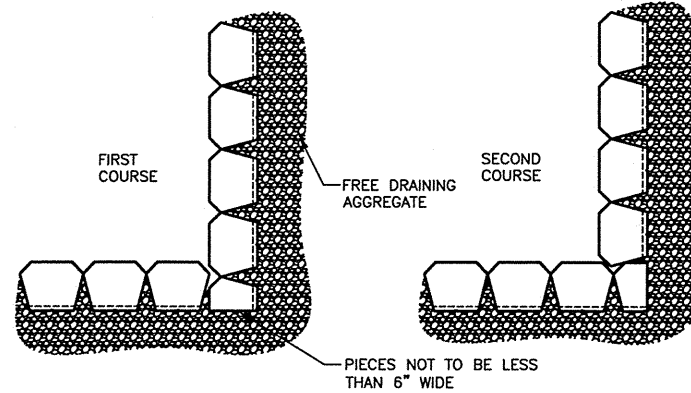


NOTE:  
USE ADHESIVE ON EXPOSED PARTIAL UNITS.  
CUT UNITS (X) TO MAINTAIN RUNNING BOND.



**STRAIGHT UNITS**

NOTE:  
USE ADHESIVE ON EXPOSED PARTIAL UNITS.  
CUT UNITS (X) TO MAINTAIN RUNNING BOND.



**BEVELED UNITS**

**ANCHOR DIAMOND<sup>®</sup>**  
**X 90-DEGREE INSIDE CORNERS**  
 (SCALE: 1/4" = 1'-0")  
 WX



These graphical representations are intended for preliminary design purposes only, and are not to be used for construction without the signature of a registered professional engineer.

All information herein © 2005 Anchor Wall Systems

Drawn By: AWS  
 Date: 4/26/2005  
 Scale: NTS

Drawing Title: \_\_\_\_\_  
 Project Information: \_\_\_\_\_

**ANCHOR DIAMOND  
INSIDE CORNER DETAILS 1**

ANCHOR RETAINING WALL SYSTEMS  
TYPICAL WALL DETAILS